



LIGHTSPEED ACCESSORIES



GRAVOTECH

by  **BRADY**



Quick Switch tables



See the webpage



Adapted for
Enhance object positioning and cutting quality




Key feature
Change work tables as you go without tools

MAGNETIC SYSTEM TO SWITCH AS NEEDED

- **Five different tables** for every LightSpeed application: from **precision engraving** to **perfect cutting**.
- **Swap tables** as often as needed without risking errors thanks to **magnetic positioning**.
- Designed to leverage the LightSpeed machines' optimised airflow management.

Model	Ref.
Standard table	92692
Ferromagnetic table	92693
Cutting table	92691
Blades table	92694
Precision table	92690

Table accessories



Gravogrip™

For working with highly **flexible materials such as paper, cloth, or Flexilase™**, the Gravogrip™ silicone backing guarantees ideal support and flatness.

Sheet size: 610 x 305 mm

Ref. 71052



Pin supports

Positioned anywhere on the laser table, pin supports minimise contact point between the material and the table to totally **avoid beam reflection**, while holding the part in place once it is cut.

Ref. 27352



LightSpeed EasyFix

This kit contains 3 magnetic jigs compatible with the Quick Switch ferromagnetic table. It is an ideal positioning solution for engraving cylinders.


Ref. 93815



Click Lens



See the webpage



Adapted for
From fine engraving to thick material cutting



Key feature
Instantly switch focal lengths from 1.5" to 4"

FAST, TOOL-FREE LENS MOUNTING

- Click Lens mount instantly on the laser head thanks to a **magnetic system, with no tools required.**
- Each lens is perfectly positioned every time, **reducing setup errors and ensuring consistent results.**

Each focal length is designed for a specific use. Select the Click Lens that matches your application to get the best performance from your laser.

CO2	Best for	Ref.
1.5"	Precision engraving	92681
2"	Everyday versatility	92682
3"	Mixed engraving and cutting	92683
4"	Thick material cutting	92684
2" * Extra Clearance	Adds working distance between the lens and the object to be engraved, perfect for engraving objects with edges or deep objects	92774
4" * Extra Clearance		92805

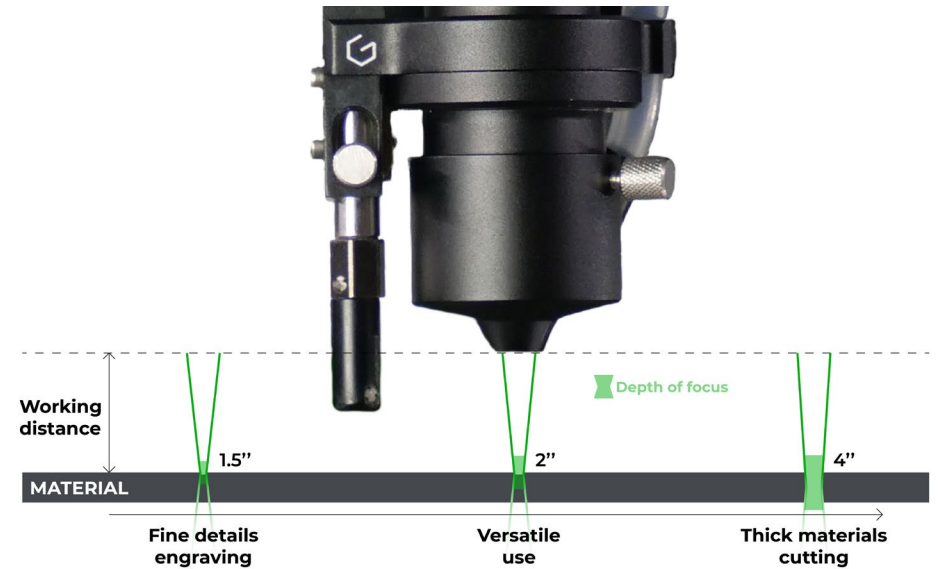
With CO2 lasers, the lens included is 2".

*Extra Clearance lens:

- The 2" lens allows 12 mm of additional distance.
- The 4" lens allows 62.5 mm of additional distance.

HOW TO CHOOSE YOUR CLICK LENS?

Short focal lengths deliver **maximum precision**, while longer focal lengths improve **cutting capability**.



- 1.5" lens engraving:** With a very narrow focal angle, this lens is designed for the most detailed engraving. It is ideal for small text, intricate logos, and high-precision engraving in general.
- 2" lens engraving:** This versatile lens is perfect for everyday use. It is suitable for both engraving and standard cutting on most materials.
- 4" lens engraving:** With the widest focal angle in the range, this lens is designed for cutting thick materials. It guarantees a clean cut.



Lens cleaning kit

The lens is a critical optical component that must remain **clean and protected**. This kit contains everything you need to clean your lenses: cleaning solution, wipes, and cotton buds. (Included with every LightSpeed 300 purchase)

Ref. 26327



Rotary device

Ref. 92696



See the webpage



Max. diameter: 160 mm (6.3")
Max. length: 390 mm (15.4")
Max. tilt angle: 10°



Adapted for
Engraving cylindrical or conical objects




Key feature
Converts the Y-axis into rotary motion

UNLOCK CYLINDRICAL ENGRAVING

- Perfect for **drinkware** and **promotional items**, increase the value of your laser production.
- Quick installation and **stable positioning** for consistent and repeatable engraving results.
- **Sold with 5 cones**, to maintain and secure various cylindrical objects to engrave.

Model	Ref.
Male cone Ø 15-75 mm	14338
Male cone Ø 20-105 mm	87389
Male cone Ø 65-120 mm	14339
Female cone Ø 16-60 mm	14344
Female cone Ø 90-106 mm	86852



Small item adaptor

This adaptor for small items is perfect for personalising **gifts such as bracelets and cups**.
Object diameter: between 1 and 100 mm
Ref. 27161



Other accessories



Air compressor

The air compressor is an **essential accessory** for workshops without a general air system. Integrated **directly into the machine** at the factory, it supplies the **air-assistance system** during engraving and cutting without requiring an external connection.

Model	Ref.
100 V	92742
110 V	92743
220 V	92744



Wi-Fi dongle

A Wi-Fi network connection key, this accessory allows you to connect your laser machine to a **wireless network** without using an Ethernet cable.

Ref. 92748



Emergency stop button

This accessory, **highly appreciated by industrial users**, allows you to add an **emergency stop button** to the LightSpeed machine. With its **magnetic mount**, it can be placed anywhere directly on the machine or on a nearby metal surface.

Ref. 92803



Why fume extraction matters?

Laser engraving and cutting generate **smoke, particles, and odours** that directly impact machine performance, operator safety, and final quality. A proper extraction system is not optional; it is **essential**.

WHAT DOES AN EXHAUST SYSTEM DO?



Removes smoke and particles at the source



Filters dust, fumes and odours



Maintains a clean and safe engraving environment

WHY IS IT KEY TO INVEST IN AN EXHAUST SYSTEM?



Protect your operator and workspace



Preserve engraving quality and consistency



Extend the machine and optics lifetime

WHY IS AN EXHAUST SYSTEM BETTER THAN A FAN TURBINE?

For professional use, filtration is key to ensuring safety, **compliance, and consistent results**.

External ventilation

- Releases fumes outside
- Depends on building setup
- No filtration of harmful particles
- Not always compliant

Fume extractor

- Filters air before releasing
- Plug & Play solution
- Multi-stage filtration (particles + odours)
- Safer for indoor environment

GRAVOTECH EXHAUST SYSTEMS

LE160HP

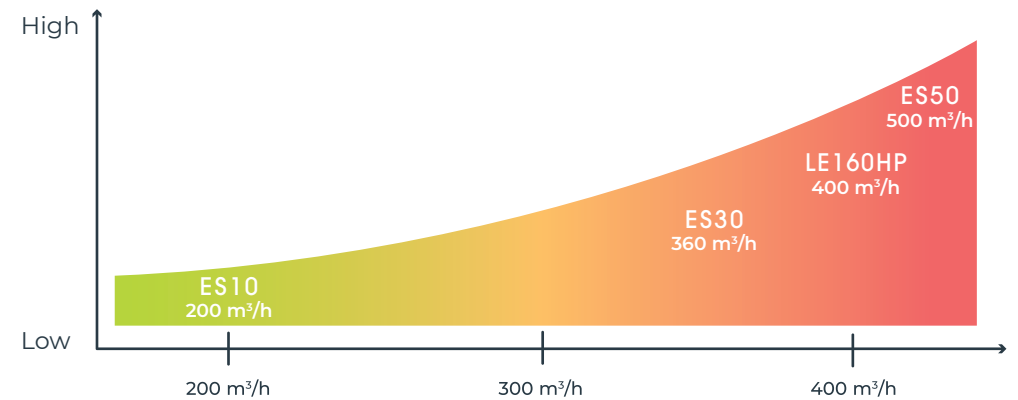


ES10, ES30, ES50



HOW TO CHOOSE AN EXHAUST SYSTEM TO SUIT YOUR NEEDS?

Insufficient airflow leads to smoke accumulation, **reduced quality, and faster contamination of lenses**.



Engraving
Moderate airflow for fine particle extraction

Cutting
Higher airflow to extract smoke production

Intensive production
Constant high airflow recommended



LE160HP



See the webpage



Adapted for
Dedicated workshops and production spaces

Max. air flow rate
400 m³/h

CLEAN AIR AND CONSISTENT LASER PERFORMANCE

- Maintain a **clean and safe work area**, free from laser-produced fumes. Designed for medium and high-volume production environments, this exhaust system is **ideal for cutting work**.
- Dedicated exhaust system that can also be a **stand at worksurface height for your LightSpeed**.
- With the “Easy integration exhaust” feature, the connection to the laser machine is made **without any visible pipes**. The machine connects directly when it is placed on the exhaust system.

Are you looking for a compact exhaust system?

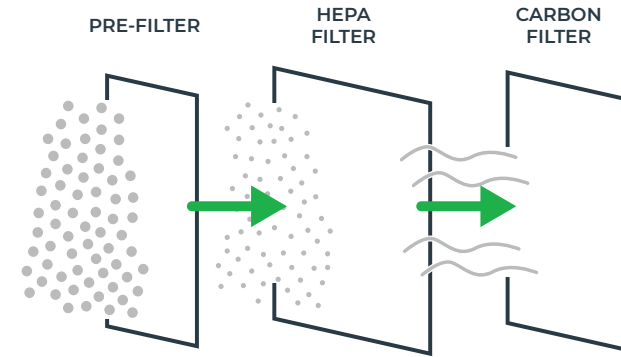
ES Range

Easy to move; available in three sizes to **accommodate space** constraints and suit the amount of smoke your machine produces.



Max air flow rate	
ES10	200 m ³ /h
ES30	360 m ³ /h
ES50	500 m ³ /h

Filters for exhaust



LE160HP filters

Model	Ref.
Pre-filter 1	49286
Pre-filter 2	50113
HEPA filter	49281
Carbon pads (x4)	49284
Carbon filter (with activated carbon)	49282

ES Range filters

	ES10 / ES30	ES50
Pre-filter	Ref. 56329	Ref. 62671
HEPA filter	Ref. 56329	Ref. 62671
Carbon pad	Ref. 58073	Ref. 62673



Do you need an expert to **help you get started** with your new machine, **specific training**, or **preventive maintenance**?

Contact our support team →



Need an activated carbon refill?

Ask your local sales for the part number: **Ref. 49285**
(Activated carbon, 25 kg (55 lbs) refill bag)



Gravotech, leader in permanent marking solutions



85+

years of expertise
ensuring reliable
marking



25+

years of experience
designing laser
tables



30

products sold per
hour, worldwide across
industries



1

partner delivering
end-to-end
marking solutions

CONTACT US

sales.au@gravotech.com
+61 29 684 2400
www.gravotech.com.au

GRAVOTECH AUSTRALIA PTY LTD - BRADY
2 Bellevue Circuit,
Greystanes, NSW 2145
Australia

DISTRIBUTED BY



FOLLOW US



Gravotech



[gravotech.off](https://www.instagram.com/gravotech.off)



Gravotech Group



Gravotech - Gravograph